



Toddlers & 2s

Teacher Guide • Winter
group.com/sunday-school

Group resources really work!

This Group resource incorporates our R.E.A.L. approach to ministry. It reinforces a growing friendship with Jesus, encourages long-term learning, and results in life transformation, because it's



Relational

Learner-to-learner interaction enhances learning and builds Christian friendships.

Experiential

What learners experience through discussion and action sticks with them up to 9 times longer than what they simply hear or read.

Applicable

The aim of Christian education is to equip learners to be both hearers and doers of God's Word.

Learner-based

Learners understand and retain more when the learning process takes into consideration how they learn best.

We know you care about kids...

We do, too!

That's why we attempt to ensure that all crafts, toys, and gizmos meet or exceed national safety standards—and are produced by manufacturers that don't use child labor or abuse their labor force. You can order Group resources knowing that in addition to caring for *your* kids, you're also caring for children elsewhere.

Let's keep kids safe!

We strive to provide products that are mechanically reliable and hold together during normal, intended usage. Items are also checked for flammability, and both paint and surface coatings are checked for heavy metals—including lead.

You can help your children stay safe by seeing that toys and gizmos are used as designed, for the purposes designed, and that any broken pieces are disposed of promptly and properly. We value your feedback. If you become aware of a problem affecting the safety of any of our products, please inform us immediately.



Group

Hands-On Bible Curriculum®, Toddlers & 2s, Winter

Copyright © 1995 and 2015 Group Publishing, Inc. /0000 0001 0362 4853

All rights reserved. No part of this book may be reproduced in any manner whatsoever without prior written permission from the publisher, except where noted in the text and in the case of brief quotations embodied in critical articles and reviews. For information, visit group.com/permissions.

Visit our website: group.com

Current Edition Credits

Authors: Janna Kinner and Paul Woods

Editors: Ann Diaz and Zach Carlson

Chief Creative Officer: Joani Schultz

Project Manager: Owen Shattuck

Copy Editors: Lyndsay Gerwing, Becky Helzer,
and Andrea Zimmerman

Interior Design Team: Jared Bigham and Randy Kady

Illustrators: RoseAnne Buerge, Joan Holub, Judy Love,
Kathy Kelleher

Story Board Illustrators: Dorothy Donohue, Patrick Girouard,
Andy Stiles

Unless otherwise indicated, all Scripture quotations are taken from the *Holy Bible*, New Living Translation, copyright © 1996, 2004, 2007, 2013. Used by permission of Tyndale House Publishers, Inc., Carol Stream, Illinois 60188. All rights reserved.

ISBN 978-1-4707-4741-1

Printed in the United States of America.

Contents

Understanding Your Toddlers and 2s.	4
Welcome to the Adventure!	5
Making the Most of Your Hands-On Bible Curriculum®	6
Introduction	7

The Lessons

Module 1	Jesus Is God's Gift.	4
Lesson 1*	Matthew 1:18–2:11	11
Lesson 2	Matthew 1:18–2:11	25
Lesson 3	Matthew 1:18–2:11	37
Lesson 4	Matthew 1:18–2:11	49
Lesson 5	Matthew 1:18–2:11	61
Module 2	Jesus Loves Everyone.	73
Lesson 6	Luke 19:1-10	75
Lesson 7	Luke 19:1-10	89
Lesson 8	Luke 19:1-10	103
Lesson 9	Luke 19:1-10	115
Module 3	Jesus Helps Sick People	127
Lesson 10	Luke 5:17-26	129
Lesson 11	Luke 5:17-26	143
Lesson 12	Luke 5:17-26	157
Lesson 13	Luke 5:17-26	171

*Due to the way Christmas falls, we recommend rearranging lessons as needed so week 1 lines up with Christmas.

UNDERSTANDING YOUR TODDLERS AND 2s

SOCIAL/EMOTIONAL DEVELOPMENT

Toddlers and 2s

- play beside but not with other children (parallel play).
- are possessive about toys and are reluctant to share.
- have tantrums when they're frustrated.
- can chew food well.
- can drink from cups and eat with spoons.
- need adult help in socialization.
- imitate adults.
- often say "no" in response to questions.

PHYSICAL DEVELOPMENT

Toddlers and 2s

- pick up tiny objects.
- turn pages and point to pictures in books.
- put together 3- to 10-piece puzzles.
- build with blocks.
- move with lots of energy but lack coordination.
- pull wheel toys backward and forward.
- run, jump, and climb but aren't always sure of their balance.

COMMUNICATION DEVELOPMENT

Toddlers and 2s

- engage in simple dramatic play.
- use 50 to 100 recognizable words.
- put together two or more words to make a sentence.
- constantly ask "What's that?"
- refer to themselves by name.
- can point to and identify parts of the body and pictures of familiar objects.

SPIRITUAL DEVELOPMENT

Toddlers and 2s

- pray short, simple prayers.
- learn that God made everything.
- learn that the Bible is a book about God and Jesus.
- learn about God as a loving and kind Father.
- sing and talk about God.



Welcome to the Adventure!

The toddlers and 2s are your domain for this year! Whether this is your first year with them or your 30th, you will be blessed! These little ones are just learning about trust and the world around them. You can be the one who helps them trust Jesus and find him in the world they are discovering. What an adventure for you and for them!

Toddlers and 2-year-olds think very concretely. They pay attention for only a minute or two, and then they are off to satisfy their curiosity about something else. They are working on mastering their basic physical movements and are very proud of their accomplishments. They love consistency and repetition. They will listen to the same story about Jesus for weeks. The love of Jesus will become real to them through the love they experience from you. You will be an example of Jesus that they can touch firsthand!

Your children will learn best by hearing the story over and over again. They will want to touch, taste, smell, hear, and see what you are talking about. If you show them how to do things, they will imitate you. You will change their lives because you will be opening their minds and hearts to the most important person in their lives, Jesus.

Here are a few helpful do's and don'ts to make experiential learning work best for you and your kids:

- **Do think outside the learning-space box!** Move tables so children can move around freely and work in groups. Use blocks and blankets to create unique spaces.
- **Don't expect them to sit still.** Allow children to move through experiences—touching, manipulating, tasting, smelling, and making noise—all for the glory of God.
- **Do take advantage of teachable moments.** Watch how your children act, and weave what happens into the lesson. Look for ways to bring tastes, smells, and sounds into your classroom, and use them during the lesson.
- **Don't show children the contents of the Learning Lab® before they are used in the lessons.** Keep them guessing what's coming next!
- **Do get to know your children.** They are anxious to share what they are learning. They will look for you every week.
- **Don't forget—experiential learning is fun and captivating!** Enjoy it! A positive experience learning about God within the safe boundaries of your classroom will lead to more positive experiences with God outside the classroom. What a great way to encourage your students to discover the joy of the Lord firsthand and to grow in a personal relationship with Jesus Christ!



Be aware that some children have food allergies that can be dangerous. Know your children, and consult with parents about allergies your kids may have. Also, be sure to read food labels carefully as hidden ingredients can cause allergy-related problems.

Making the Most of Your Hands-On Bible Curriculum®

Module Introductions Within each quarter of Hands-On Bible Curriculum are three modules. Each module has a theme that runs throughout the lessons. The introduction to each module includes an overview of the lessons and a chart listing the Bible Point and Scripture used in each lesson.

Bible Point There's one point that you want your children to take home at the end of your lesson. That's the Bible Point. You'll see it referenced in the margin as well as italicized and underlined in the lesson. We've designed for it to be repeated numerous times during the lesson so no one will miss it.

Bible Verse These words, taken from God's Word, show the biblical basis for the lesson. The Bible verse appears in boldface in the lesson.

Teacher Enrichment This part of the lesson is just for you. If you can, read it early in the week. It includes an explanation of the Bible passage and some suggested ways to pray during the week so you'll be prepared, heart and mind, for your important hour with your children.


This Lesson at a Glance This valuable chart shows you the big picture for your lesson. You can quickly see what supplies you'll need and what needs to be done before you begin. A minute on this page will save you 10 during your lesson!


The Jesus Connection To us, this is the most important thing—making the connection between the story and Jesus, the reason for the story. You'll find a Jesus Connection in every lesson, set apart in a box. We want children to find Jesus every week in your class, so don't miss this part of the lesson.

Teacher Tips You'll find these in the margin throughout the lesson. They're just to give you additional ideas to enhance what you're doing. They vary from alternative ideas for activities to age-level insights.

Parent Pages In each module introduction, there is a photocopiable Parent Page. These pages that you send home with your families will help reinforce the module's theme and encourage learning at home!

WARNING:

 This product is not to be used by a child under 3 years of age without adult supervision.

 Adult assembly required.

“There is only one thing worth being concerned about.”

—Luke 10:42

What is this one thing? It’s the whole reason for this curriculum—

it’s the whole reason for Sunday school. It’s what we (and you) want your kids to know! Check out what Thom and Joani Schultz (Group’s chairman and chief creative officer) have to say about the one thing and what it means in your life.

In Luke chapter 10, Jesus visits the home of Mary and Martha. As Martha worries about preparing dinner and being a busy servant, she gets upset because Mary isn’t helping. But Jesus tells her, “There is only one thing worth being concerned about. Mary has discovered it, and it will not be taken away from her.”

Martha was doing good work. In fact, she was serving the Lord. But Jesus made his priority for us clear. He wants to have a loving relationship with us even more than he wants us to serve him.

Many might say Jesus is the one thing. But no, it’s a **growing relationship with Jesus**. Martha would have identified serving Jesus as the one thing. But Mary better understood the *real* one thing.


We believe that the church, like Martha, is often distracted by many things. It tends to deprioritize the one thing. Many other well-intentioned things get in the way. Churches and Christians can get sidetracked with an emphasis on rules, political positions, appearances, social action, secondary goals, theological disputes, solemnity, rituals, and more. To the spiritually hungry, churches often seem more preoccupied with these distractions than the one thing.

If the church wishes to pursue a growing relationship with Jesus, it will need to rethink and reprioritize its ministry. A one-thing ministry emphasizes relationship. And we believe a relationship with Jesus resembles in many ways a human-to-human relationship—a friendship. The process of attraction, getting acquainted, enjoying one another’s company, having fun, growing closer, and forming a bond of love and devotion is a natural one that lends clues to how a one-thing relationship may form in the context of church ministry.

How can we build a church that becomes an incubator for a one-thing relationship, for *real* friendship with Jesus?

That’s what Hands-On Bible Curriculum is all about—helping kids grow their friendships with Jesus. As they experience the Scriptures and do the activities, they’re building that relationship in a real and relevant way.

What’s the most important thing your church can do for kids? Help them choose the one thing. And use tools like Hands-On Bible Curriculum to make it a reality.



Name Tag Pattern

Photocopy and cut out the name tags.

